

# The quality of education in Gauteng

This vignette should be read together with the February Map of the Month, **The Quality of Education in Gauteng**

This vignette provides a breakdown of the matric pass rates by school type. Graph 1 demonstrates that public no-fee schools have lower pass rates than other categories. Graph 2 shows that districts with low pass rates, such as Johannesburg Central, have high proportions of no-fee public schools. However, this is not the sole determinant as there are districts with higher proportions of no-fee public schools that have better pass rates.

**Author**  
Christian Hamann

**Contact**  
christian.hamann@gcro.ac.za

**Source**  
Department of Basic Education (DBE)

## The class of 2015 some key facts


**151248**

Students enrolled

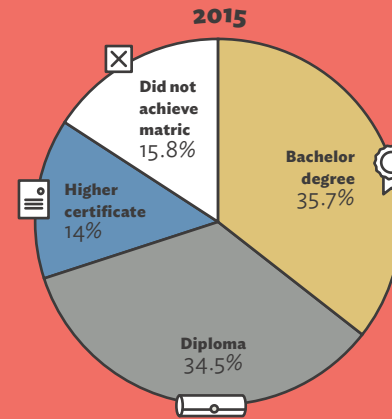
**108442**

Students wrote the matric examination

Gauteng's pass rate has been consistently above the national pass rate.




The matriculation endorsement level refers to the type of qualification for which a student can enrol after school.



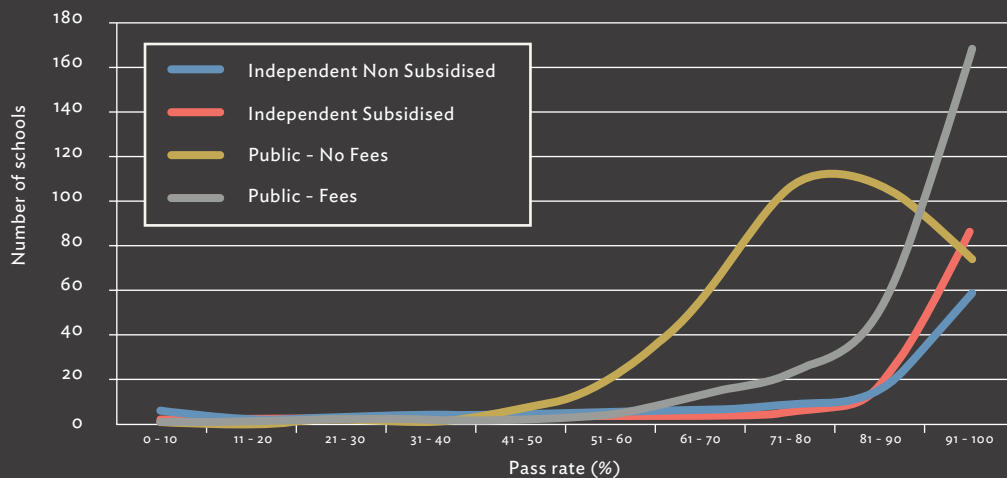
## Enrolment by gender



## Pass rate by gender



**Graph 1. Gauteng school performance in 2015 by type of school**



**Graph 2. Distribution of types of school per school district in Gauteng**

